



Modular Cooking Range Line 900XP 4 Zone Electric Induction Cooking Top

ITEM # _____
MODEL # _____
NAME # _____
SIS # _____
AIA # _____



391278 (E9INEH4008)

4-zone (5 kW each) electric
induction cooking top

Short Form Specification

Item No. _____

Glass ceramic cooking surface with 4 independently controlled 5 kW induction zones. Induction top surface with seamless transition between individual heating zones. Body and work top of unit entirely in stainless steel with Scotch Brite finish. Extra strength work top in heavy duty 2 mm stainless steel. Right-angled side edges to allow flush-fitting junction between units.

Main Features

- Glass ceramic cooking surface with 4 independently controlled induction zones with a power of 5 kW per zone.
- Almost the entire surface of the ceramic plate can be used without "dead" spots.
- One indicating lamp for each zone located on control console.
- Induction plates endowed with overheating safety device.
- Power to the individual zones can be set with progressive output i.e. fine regulation at the lower and larger progress at the upper levels.
- Low heat dissipation to the kitchen.
- The smooth, glass ceramic plate is not directly heated, so there is no burning on cooking surface.
- IPX5 water protection.
- Pots diameter to be used : min 12cm, max 28 cm in order to obtain maximum heating efficiency.
- Suitable for countertop installation.

Construction

- Unit is 930 mm deep to give a larger working surface area.
- All exterior panels in Stainless Steel with Scotch Brite finishing.
- AISI 304 stainless steel worktop, 2mm thick.
- Model has right-angled side edges to allow flush fitting joints between units, eliminating gaps and possible dirt traps.

Sustainability

- [NOT TRANSLATED]



APPROVAL: _____



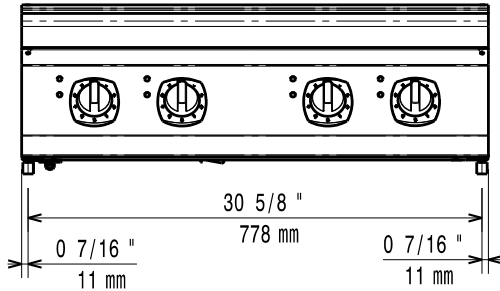
Experience the Excellence
www.electroluxprofessional.com

Optional Accessories

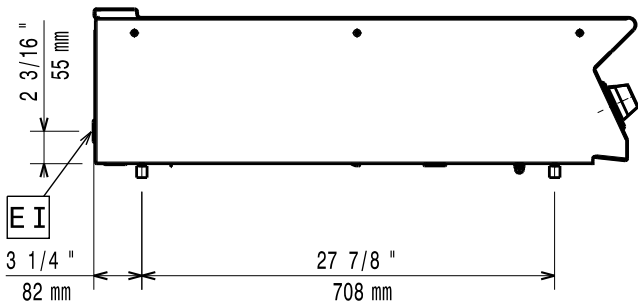
- | | | |
|---|------------|--------------------------|
| • Junction sealing kit | PNC 206086 | <input type="checkbox"/> |
| • Support for bridge type system, 800mm | PNC 206137 | <input type="checkbox"/> |
| • Support for bridge type system, 1000mm | PNC 206138 | <input type="checkbox"/> |
| • Support for bridge type system, 1200mm | PNC 206139 | <input type="checkbox"/> |
| • Support for bridge type system, 1400mm | PNC 206140 | <input type="checkbox"/> |
| • Support for bridge type system, 1600mm | PNC 206141 | <input type="checkbox"/> |
| • Water column extension for 900 line | PNC 206290 | <input type="checkbox"/> |
| • Chimney upstand, 800mm | PNC 206304 | <input type="checkbox"/> |
| • Frontal handrail 1600mm | PNC 216050 | <input type="checkbox"/> |
| • 2 side covering panels for top, d=900mm | PNC 216278 | <input type="checkbox"/> |
| • Stainless steel universal frying pan with stainless steel handle (diam. 200mm) suitable for induction and all other heating sources | PNC 653596 | <input type="checkbox"/> |
| • Universal frying pan with stainless steel handle (diam. 240mm) suitable for induction and all other heating sources | PNC 653597 | <input type="checkbox"/> |
| • Universal frying pan with stainless steel handle (diam. 280mm) suitable for induction and all other heating sources | PNC 653598 | <input type="checkbox"/> |

Modular Cooking Range Line 900XP 4 Zone Electric Induction Cooking Top

Front

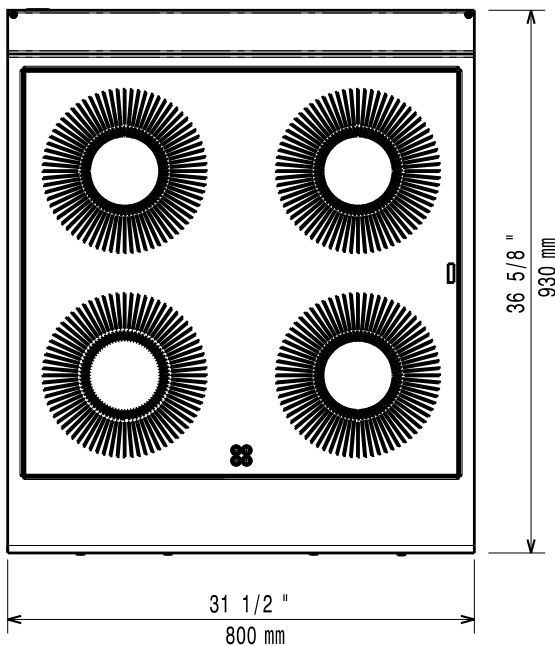


Side



EI = Electrical inlet (power)
EQ = Equipotential screw

Top



Electric

Supply voltage: 380-415 V/3 ph/50/60 Hz
380-415V 3~ 50/60Hz 20kW

Predisposed for:

Total Watts: 20 kW

Key Information:

Induction compatible pots & pans must be used.

External dimensions, Width: 800 mm

External dimensions, Depth: 930 mm

External dimensions, Height: 250 mm

Net weight: 65 kg

Shipping weight: 76 kg

Shipping height: 540 mm

Shipping width: 1020 mm

Shipping depth: 860 mm

Shipping volume: 0.47 m³

Certification group: IH940

Induction Top Dimensions (width): 800 mm

Induction Top Dimensions (depth): 930 mm

If appliance is set up or next to or against temperature sensitive furniture or similar, a safety gap of approximately 150 mm should be maintained or some form of heat insulation fitted.